

Litter Commission Meeting

Call-In-Number: 1-646-749-3122

Access Code: 786-894-021



217 Fort Johnson Road
Charleston SC 29405
April 16, 2021 10:00 am

Agenda

- I. Call to Order.....Robert H. Boyles, Jr., Chairman
- II. Welcome.....Phil Maier, Deputy Director of MRD
- III. Approval of Minutes from November 5, 2020
- IV. Introduction of Guests.....Val Shannon
- V. Quantifying the Data: Trash Reduction Plan.....Robert H. Boyles, Jr.
- VI. Survey Distribution.....Val Shannon
- VII. Comments.....Robert H. Boyles, Jr.
- VIII. Time & Location of Next Commission Meeting
- IX. Adjournment

Meeting Minutes
Take Palmetto Pride Where You Live Litter Commission
Conference Call
November 5, 2020 10:00 am

The meeting of the Litter Commission was a conference call at 10:02 am, November 5, 2020. Notice of the date, time and location of the meeting was posted.

Members in Attendance:

Robert J. Boyles Jr. – SCDNR Director / Chairman presided meeting; John Wienges, Jr. – SCAC, Melissa Harrell – MASC, Mallory Coffey – KABSC, Capt. Brad Hughes – SCDPS, Tonnya Kohn – SCCA, Jarrod Bruder – SCSA, Deborah Parker – PPP, SCDNR staff included Valerie Shannon, Amanda Stroud; Constituent - Tony Gaston

Members Not in Attendance:

Ike Gray – SC Department of Corrections, Sarah Lyles – PalmettoPride, Jill McCain – SC Trucking Association & Allen Hutto – SC Department of Transportation

I. Call to Order

The meeting was called to order by Boyles at 10:02 am.

II. Approval of Minutes

The August 25th meeting minutes were approved by consent.

III. 2020 Legislative Report

A motion to approve the report was made and approved apart from a minor typo correction prior to the electronic mailing on November 10th. Kohn acknowledged the design and layout of the report.

IV. Next Initiative – Measuring Effectiveness

Conversations between Boyles and Shannon concluded the recommended next initiative is to a review the efforts and effectiveness of the Litter Commission.

Boyles asked the following questions to the Commission:

- Do we need to establish goals, and what goals should the Commission look at? Ideas included enforcement, written tickets, pounds of litter picked up, etc.
- Do we need to look at the development of a Statewide Litter Reduction Plan?
- How do we build on the energy and momentum of the 2020 Legislative Report? It may be the time to determine now if the effectiveness of the commission and make decisions on how we will move the needle.

Harrill (MASC)

- Wants to see inclusion of incremental goals within the larger goal. Multiple ways to define moving the needle to include methods to show that the Commission is moving towards larger goals.

Bruder (SCSA)

- Does not think it is a bad idea to measure effectiveness of the Commission, but 2020 might not be the right time. Litter enforcement has been affected by civil unrest, short-staffed law enforcement agencies, etc. that may have temporarily pushed litter down the priority list for law enforcement.
- SCSA has 14 new sheriffs coming in this year. The Association is responsible for training new sheriffs, which will include 28 over the last couple years. It was suggested to include the litter control in Sheriff School to make sure that litter is on their radars as they begin their tenures.
- Boyles sked Shannon to follow-up with Bruder about upcoming training

Coffee (KABSC)

- Suggested to have the new sheriffs at the Litter Control Associations conference

Shannon

- Thanked Capt. Hughes for his assistance in drafting the survey questions and Kohn's staff for generating data request.
- Requested Harrill assistance with distributing survey to Police Chief's Association to provide additional input.
- A preliminary survey was sent out to the Commission for review – the target audience is law enforcement officers. The goal is to keep the survey as short as possible to reduce time burden on officers and engage as many LE agencies around the state.
- Remarks and recommendations about the survey are due by November 20th.

V. Time and Location of next meeting

April or May is suggested. The goal would be to have the meeting at the coast in person. Shannon will check with SCDNR staff to determine a date that will work for MRD and SCDNR staff to host the group.

VI. Adjournment

Meeting adjourned at 10:31 am

Data Summary

Figure 1- Graph

Comparative overview of trash pickups and citations

Figure 2 - Map

The total cumulative trash totals by county in relation to the number of citations

Figure 3 - Map

Depicts the average amount of litter pounds per person in the county in relation to the number of citations issued

Figure 4 - Map

Represents the number of citations issued based on county population

Figure 5 - Graph

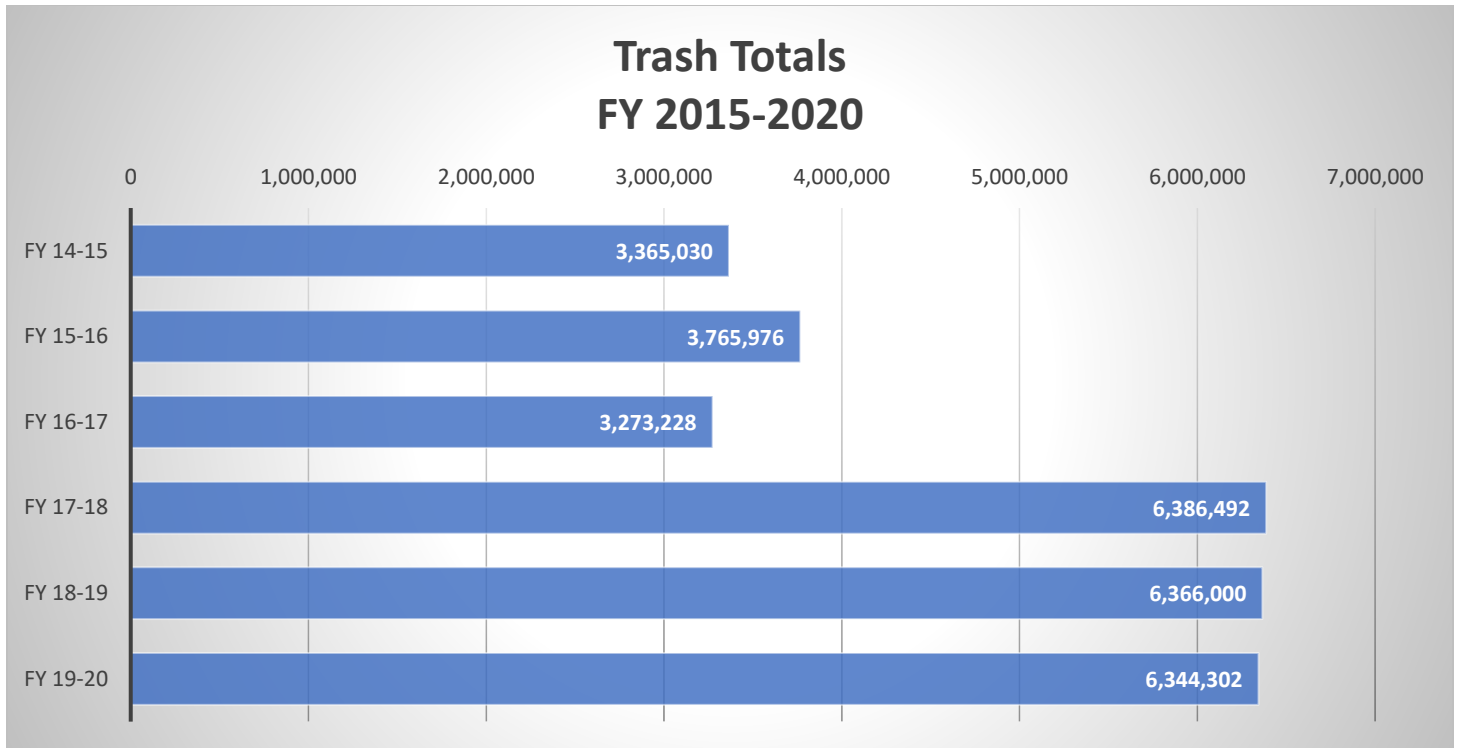
Ten-year review of all issued citations by month

Figure 6 - Graph

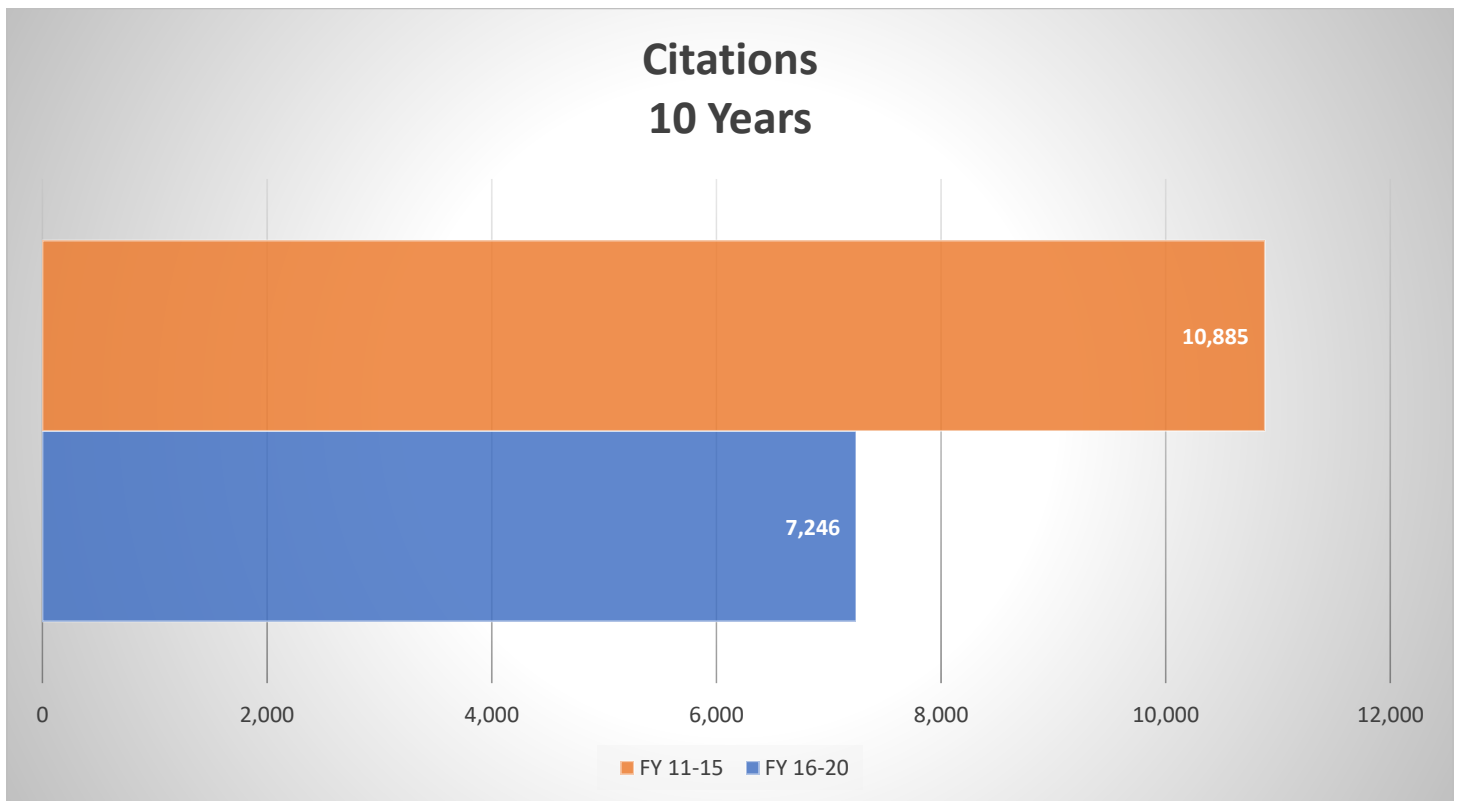
Peak visitation travel to South Carolina

Data sources: SC Department of Corrections, SC Department of Natural Resources, SC Sheriff's Association, SC Department of Transportation, SC Department of Parks, Recreation & Tourism, SC Department of Public Safety & Court Administration

Fig. 1



Trash pickup has increased by 45.5% in the past 6 years.




Citations have decreased by 34% .

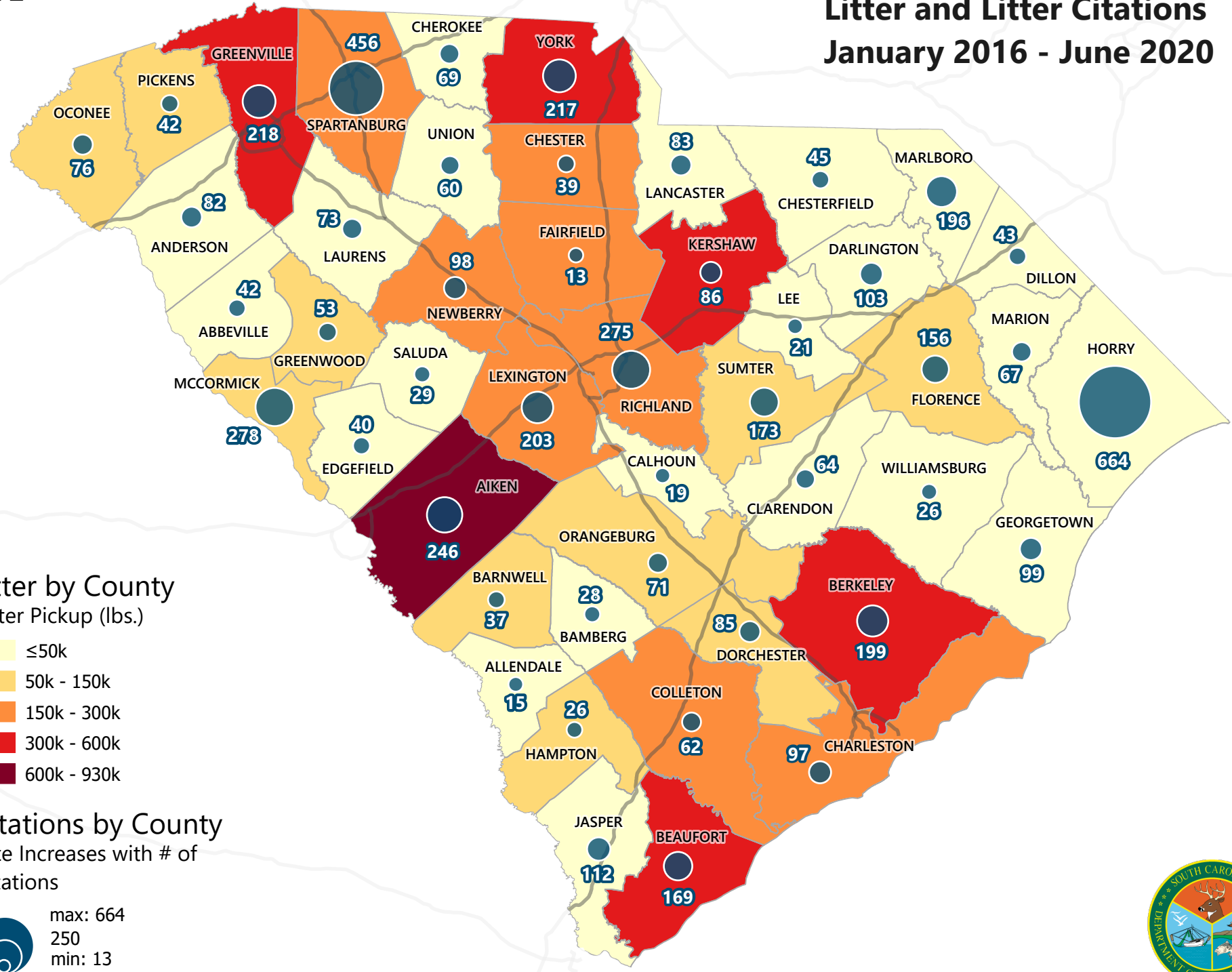
Fig. 2

Litter and Litter Citations January 2016 - June 2020

Litter by County Litter Pickup (lbs.)



Citations by County Size Increases with # of Citations



Data sources: SC Dept. of Transportation & Court Administration & SC Sheriff's Department

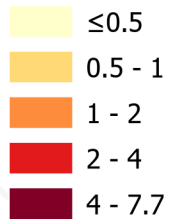


Fig. 3

Litter per Capita and Litter Citations January 2016 - June 2020

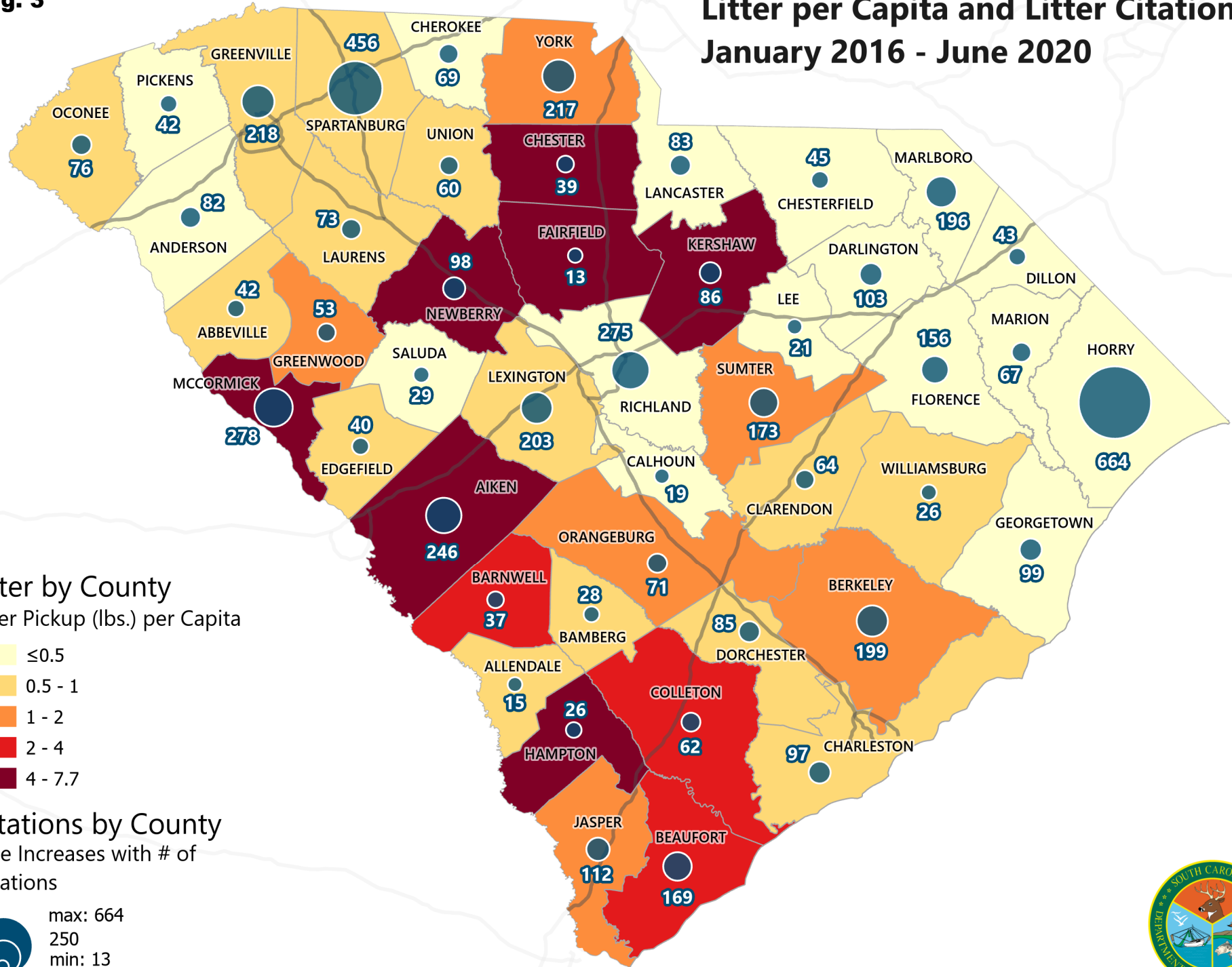
Litter by County

Litter Pickup (lbs.) per Capita



Citations by County

Size Increases with # of Citations

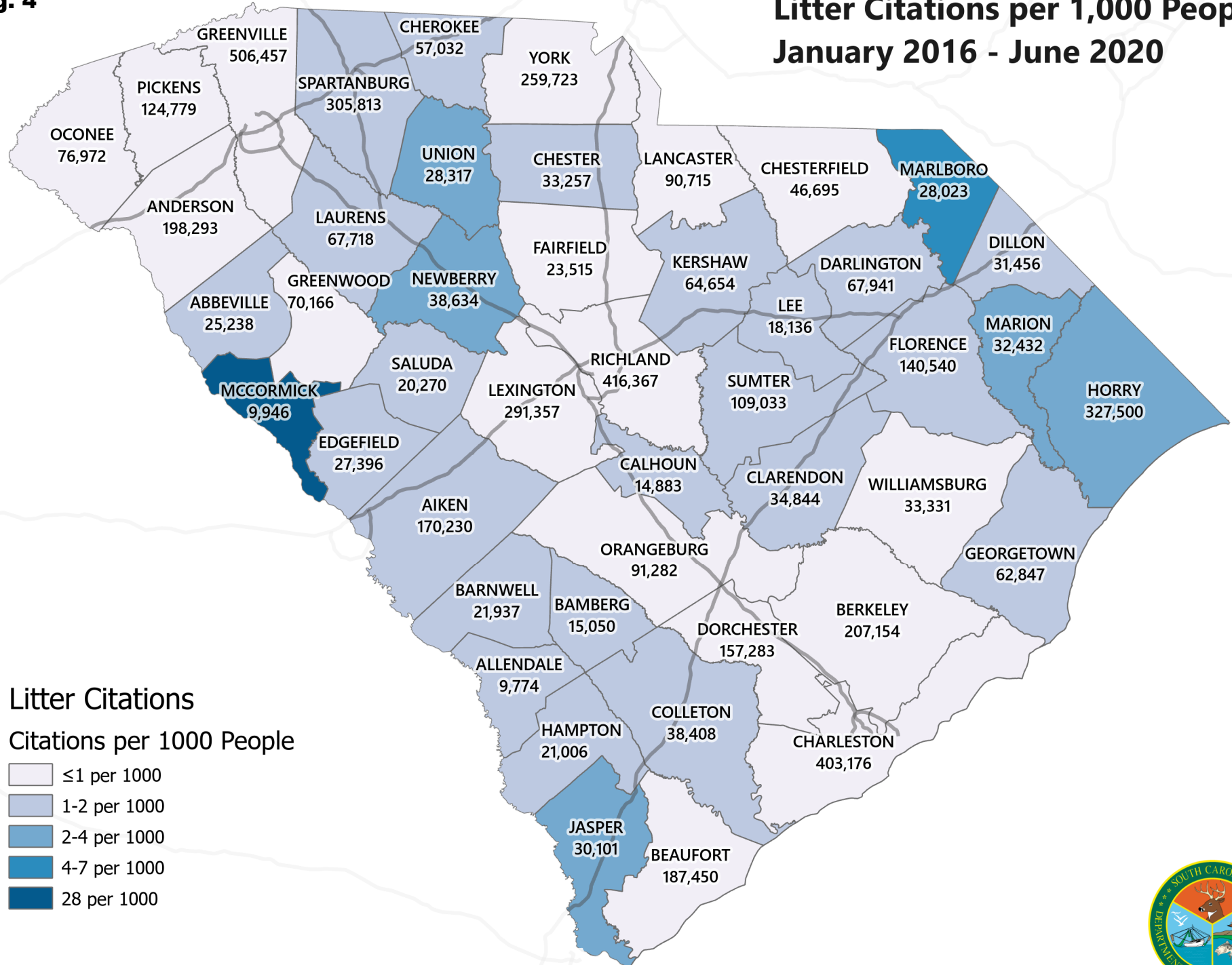


Data sources: SC Dept. of Transportation & Court Administration & SC Sheriff's Department



Fig. 4

Litter Citations per 1,000 People January 2016 - June 2020



Litter Citations Citations per 1000 People

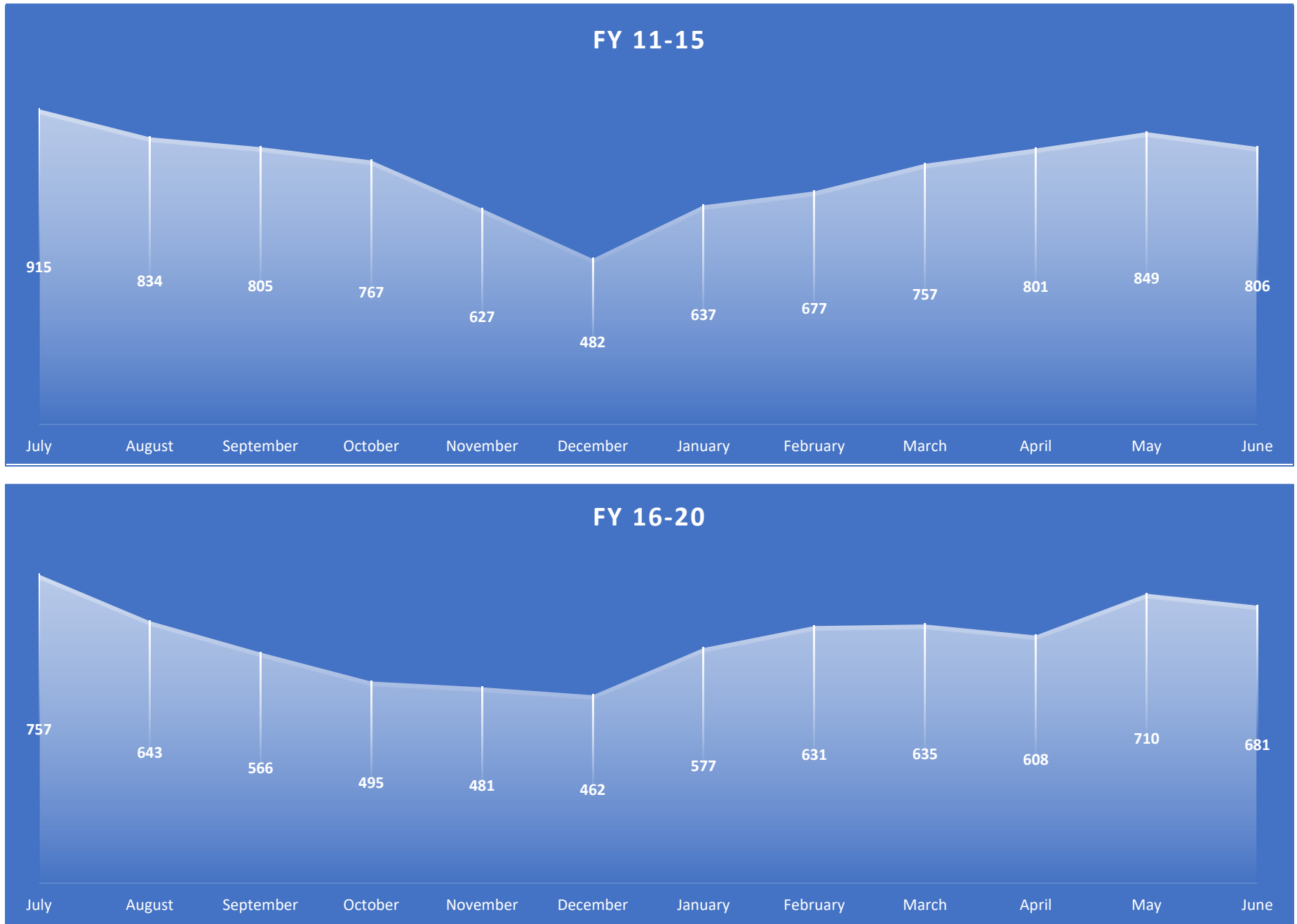
- ≤1 per 1000
- 1-2 per 1000
- 2-4 per 1000
- 4-7 per 1000
- 28 per 1000

Population as of 2017 - US Census Bureau estimate.

Data sources: SC Dept. of Transportation & Court Administration & SC Sheriff's Department



Based on a ten-year review, most littering citations occur during spring and summer.



Data source: Court Administration & SC Sheriff's Department

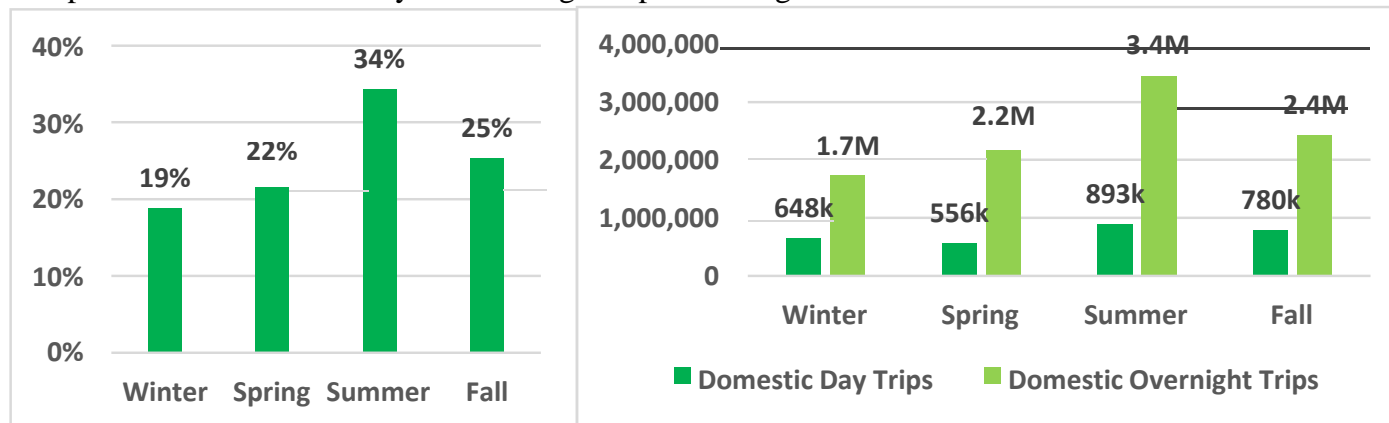
Fig. 5

Total Domestic Travel to South Carolina (Updated September 2020)

Based on a three-year average (CY2017-CY2019), the number of domestic visitors to South Carolina is approximately 31 million, the number of domestic trips is approximately 14 million, and the number of visitor days is approximately 116 million. The estimates below are based on 2019 data.

Seasonality of Domestic Trips to South Carolina

The peak travel season for day and overnight trips is during the summer.



(Winter: Dec, Jan, Feb; Spring: Mar, Apr, May; Summer: Jun, Jul, Aug; Fall: Sep, Oct, Nov)



Litter Commission Survey

We need input from our law enforcement officers about combating litter in our state. Please share your feedback and/or suggestions.

Question Title

1. What are the influencing factors when enforcing litter violations:

- Illegal dumpsites
- Uncovered loads
- Simple violations (throwing trash out of a moving vehicle)
- Campaign

Question Title

2. Based on your experience, what is the biggest challenge in the enforcement of South Carolina's litter laws?

- Evidence documentation
- Public's perception of a litter violation
- Courts/Judges perception of a litter violation
- Other (please specify)

Question Title

3. How would you rate your agency's enforcement response to the littering problem in our state?

- Very proactive
- Proactive
- Somewhat proactive
- Not proactive

Question Title

4. Outside of enforcement, how would you rate your agency response to educating the public on the littering problem in our state?

- Very proactive
- Proactive
- Somewhat proactive
- Not proactive

Question Title

5. As a law enforcement officer, what in your opinion is the most significant negative effect littering has on our state and communities?

- Loss of new business or industry
- Effect on public health
- Decrease of property values
- Loss of pride in community
- Other (please specify)

Question Title

6. What region are you in

- Upstate
- Pee Dee
- Midlands
- Lowcountry